

TEACHER REPORT

Name of Teacher	DAHYE KIM
Module	PP5212-Financial Issues, Trade and Investment in Asia (LECTURE)
Academic Year/Sem	2021/2022 - SEM 1
Department	DEAN'S OFFICE (LKY SCH OF PUBLIC POLICY)
Faculty	LEE KUAN YEW SCHOOL OF PUBLIC POLICY

Raters	Student
Responded	19
Invited	21
Response Ratio	90%

Note:

Class Size = Invited; Response Size = Responded; Response Rate = Response Ratio

A. GUIDELINES FOR INTERPRETING THE REPORT

The teacher evaluation report is for developmental purposes and is meant to help identify strengths and areas for improvement. Please consider the following recommendations that will aid in interpreting the results:

1. Examine the report by taking note of patterns in order to consider how best to act on the feedback your students have taken the time to provide. Use the reflection section at the end to reflect upon how you might act on the feedback.
2. These evaluations stem from student perception and thus constitute one source of evidence among others as to the quality of your teaching. Any response to the feedback should be based on the most representative results rather than on outlying responses.
3. Upon getting a general sense as to what has gone well, and which areas may require attention and improvement, it is important to drill down to the related questions. These questions can help guide future action if feedback from students suggest areas for improvement.
4. Keep both the likert scale and written comments in mind while reading through the report. High scores (4+) suggest student consensus indicating a strength. On the other hand, low scores (2-) should be considered as an area that requires immediate developmental focus based on student feedback.

B. NOMINATION FOR TEACHING AWARDS

	Response Count
I would like to nominate DAHYE KIM for teaching awards	8

Comment
- Good TA
- kind and efficient, respond quickly
- hard working, kindness.
--
- Super helpful in coordinating all the class affairs
- Helpful
- The reason is mentioned under the strength of the faculty.
- Provide prompt feedback on students' enquiries.

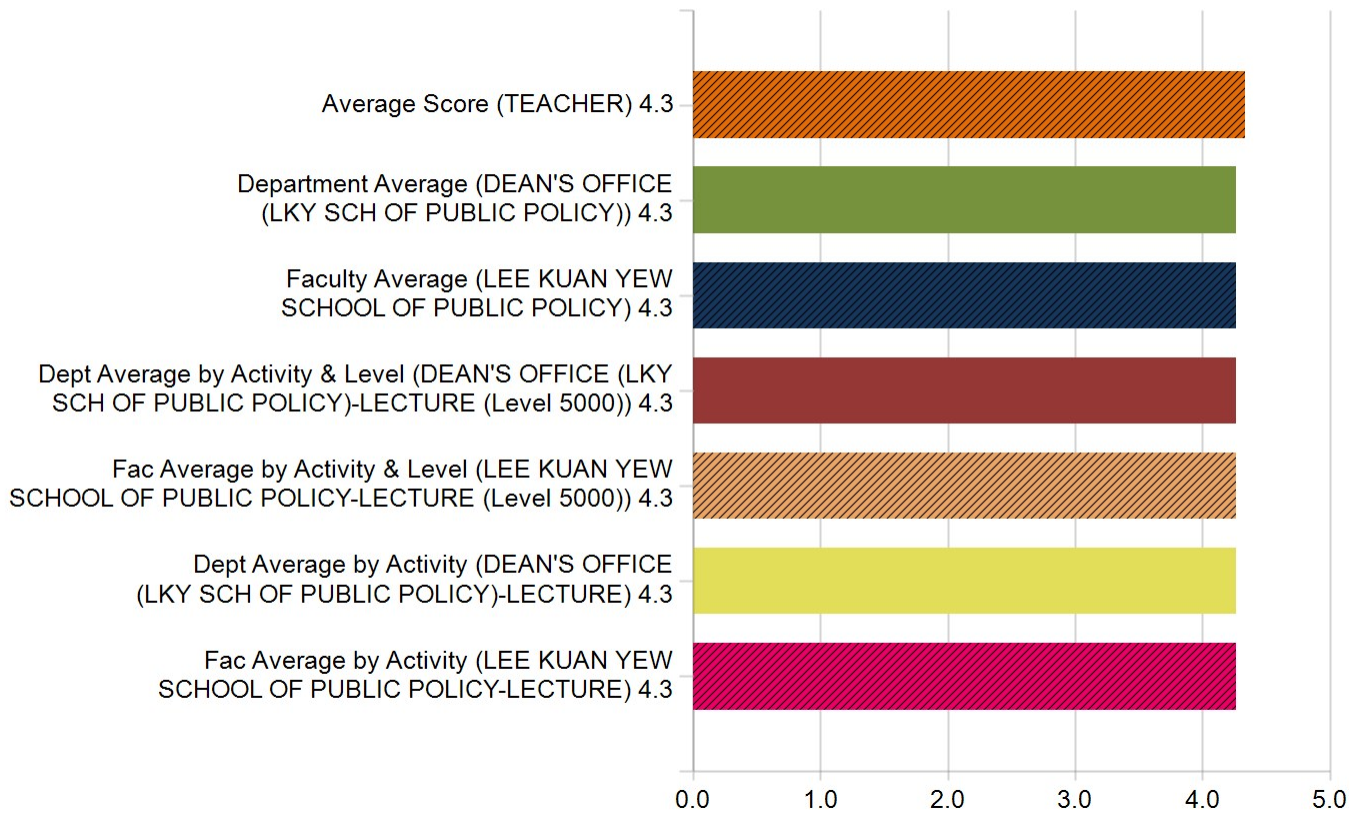
C. STUDENT FEEDBACK SCORES

(i) Rating Score

Question	Average Score (TEACHER)		Department Average (DEAN'S OFFICE (LKY SCH OF PUBLIC POLICY))		Faculty Average (LEE KUAN YEW SCHOOL OF PUBLIC POLICY)	
	Mean	Standard Deviation	Mean	Standard Deviation	Mean	Standard Deviation
Overall, the teacher is effective.	4.3	0.7	4.3	0.8	4.3	0.8

Question	Average Score (TEACHER)	Dept Average by Activity & Level (DEAN'S OFFICE (LKY SCH OF PUBLIC POLICY)-LECTURE (Level 5000))	Fac Average by Activity & Level (LEE KUAN YEW SCHOOL OF PUBLIC POLICY)-LECTURE (Level 5000))	Dept Average by Activity (DEAN'S OFFICE (LKY SCH OF PUBLIC POLICY)-LECTURE)	Fac Average by Activity (LEE KUAN YEW SCHOOL OF PUBLIC POLICY)-LECTURE)
	Mean	Mean	Mean	Mean	Mean
Overall, the teacher is effective.	4.3	4.3	4.3	4.3	4.3

Overall, the teacher is effective



Question	Average Score (TEACHER)		Department Average (DEAN'S OFFICE (LKY SCH OF PUBLIC POLICY))		Faculty Average (LEE KUAN YEW SCHOOL OF PUBLIC POLICY)	
	Mean	Standard Deviation	Mean	Standard Deviation	Mean	Standard Deviation
The teacher has enhanced my thinking ability.	4.2	0.8	4.3	0.8	4.3	0.8
The teacher provided timely and useful feedback.	4.4	0.6	4.3	0.8	4.3	0.8
The teacher has increased my interest in the subject.	4.3	0.8	4.2	0.9	4.2	0.9
Average of Q1-Q3	4.3	0.7	4.2	-	4.2	-

Question	Average Score (TEACHER)	Dept Average by Activity & Level (DEAN'S OFFICE (LKY SCH OF PUBLIC POLICY)-LECTURE (Level 5000))	Fac Average by Activity & Level (LEE KUAN YEW SCHOOL OF PUBLIC POLICY-LECTURE (Level 5000))	Dept Average by Activity (DEAN'S OFFICE (LKY SCH OF PUBLIC POLICY)-LECTURE)	Fac Average by Activity (LEE KUAN YEW SCHOOL OF PUBLIC POLICY-LECTURE)
	Mean	Mean	Mean	Mean	Mean
The teacher has enhanced my thinking ability.	4.2	4.3	4.3	4.3	4.3
The teacher provided timely and useful feedback.	4.4	4.3	4.3	4.3	4.3
The teacher has increased my interest in the subject.	4.3	4.2	4.2	4.2	4.2
Average of Q1-Q3	4.3	4.2	4.2	4.2	4.2

Department Specific Questions

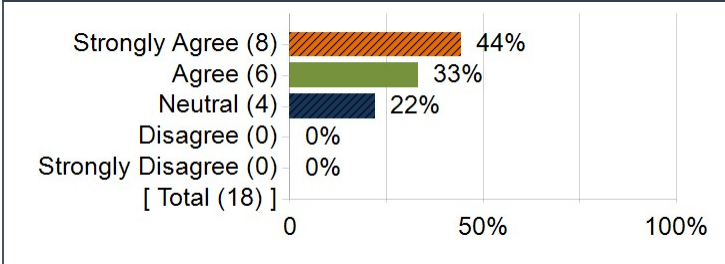
Question	Average Score (TEACHER)		Department Average (DEAN'S OFFICE (LKY SCH OF PUBLIC POLICY))	
	Mean	Standard Deviation	Mean	Standard Deviation
The teacher has helped me connect the module's content to my personal and professional development.	4.1	0.7	4.2	0.8

Question	Average Score (TEACHER)		Department Average (DEAN'S OFFICE (LKY SCH OF PUBLIC POLICY))	
	Mean	Standard Deviation	Mean	Standard Deviation
The teacher was able to demonstrate cross-disciplinary relationships and helped us draw interconnections between different areas.	4.1	0.8	4.2	0.8

Question	Average Score (TEACHER)		Department Average (DEAN'S OFFICE (LKY SCH OF PUBLIC POLICY))	
	Mean	Standard Deviation	Mean	Standard Deviation
The teacher facilitated and encouraged me to contribute to class discussions.	4.2	0.7	4.2	0.8

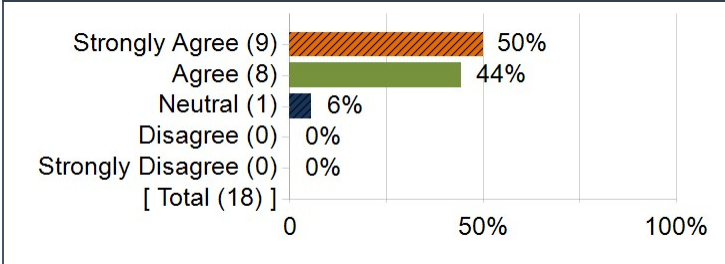
(ii) Distribution of Responses and Additional Statistics

1. The teacher has enhanced my thinking ability.



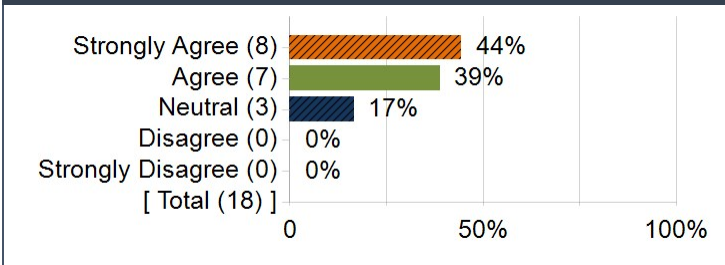
Statistics	Value
Response Count	18
Mean	4.2
Median	4.0
Mode	5
80th Percentile	5.0
Standard Deviation	0.8
Positive Feedback	78%

2. The teacher provided timely and useful feedback.



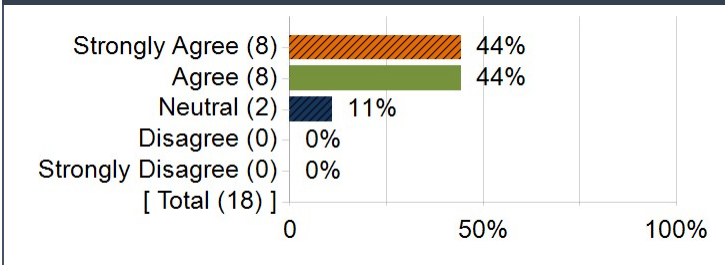
Statistics	Value
Response Count	18
Mean	4.4
Median	4.5
Mode	5
80th Percentile	5.0
Standard Deviation	0.6
Positive Feedback	94%

3. The teacher has increased my interest in the subject.



Statistics	Value
Response Count	18
Mean	4.3
Median	4.0
Mode	5
80th Percentile	5.0
Standard Deviation	0.8
Positive Feedback	83%

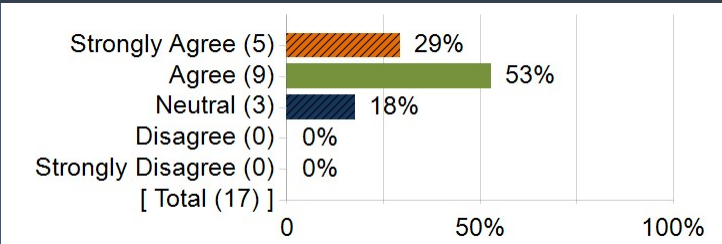
4. Overall, the teacher is effective.



Statistics	Value
Response Count	18
Mean	4.3
Median	4.0
Mode	5, 4
80th Percentile	5.0
Standard Deviation	0.7
Positive Feedback	89%

The teacher has helped me connect the module's content to my personal and professional development.

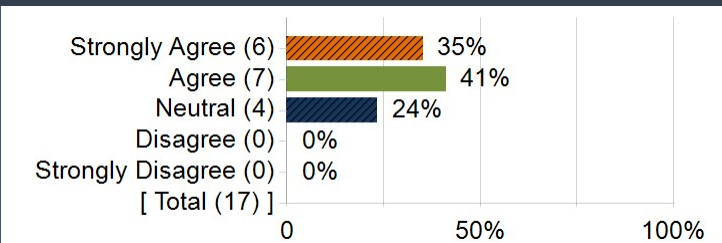
The teacher has helped me connect the module's content to my personal and professional development.



Statistics	Value
Response Count	17
Mean	4.1
Median	4.0
Mode	4
80th Percentile	5.0
Standard Deviation	0.7
Positive Feedback	82%

The teacher was able to demonstrate cross-disciplinary relationships and helped us draw interconnections between different areas.

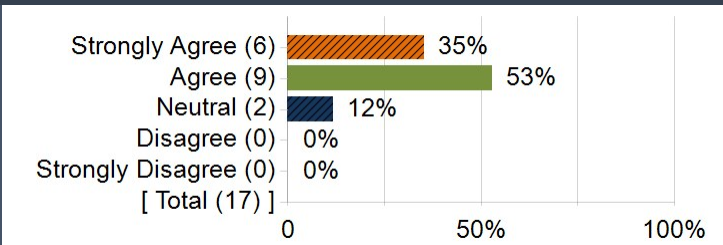
The teacher was able to demonstrate cross-disciplinary relationships and helped us draw interconnections between different areas.



Statistics	Value
Response Count	17
Mean	4.1
Median	4.0
Mode	4
80th Percentile	5.0
Standard Deviation	0.8
Positive Feedback	76%

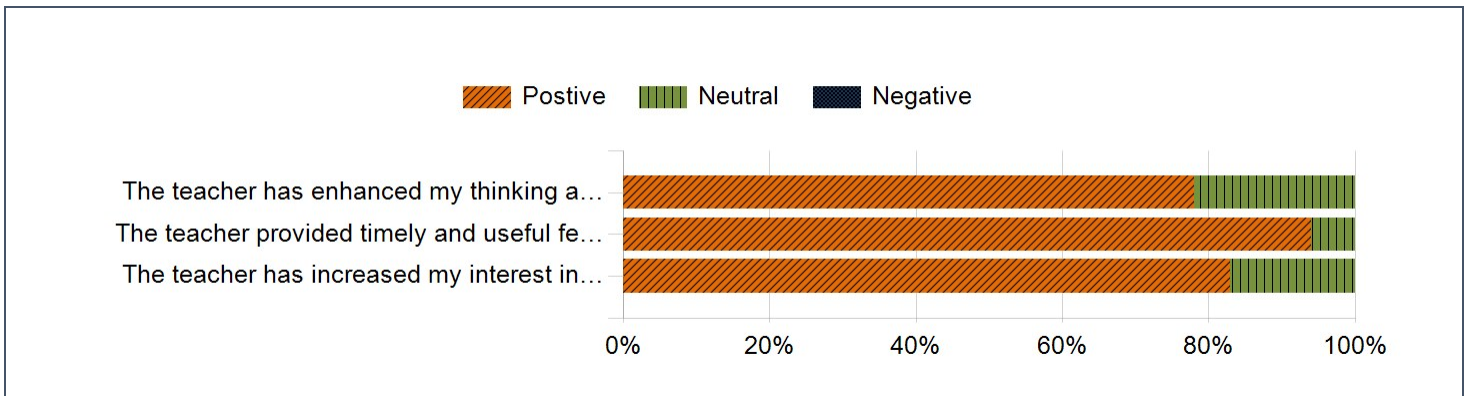
The teacher facilitated and encouraged me to contribute to class discussions.

The teacher facilitated and encouraged me to contribute to class discussions.

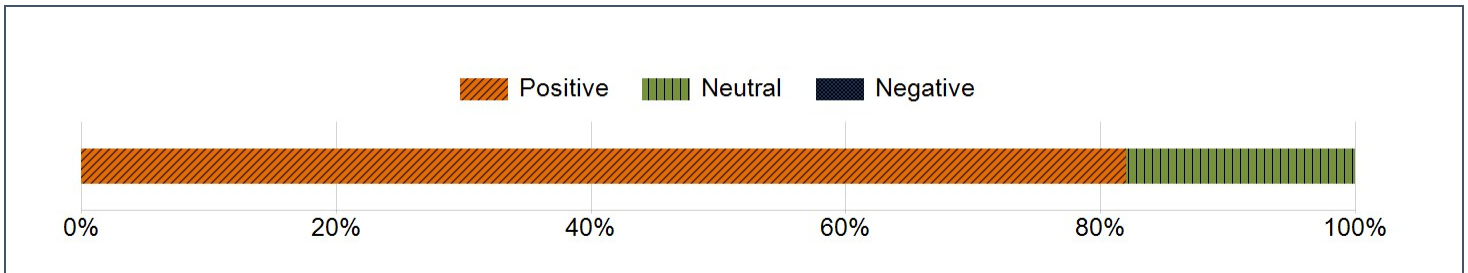


Statistics	Value
Response Count	17
Mean	4.2
Median	4.0
Mode	4
80th Percentile	5.0
Standard Deviation	0.7
Positive Feedback	88%

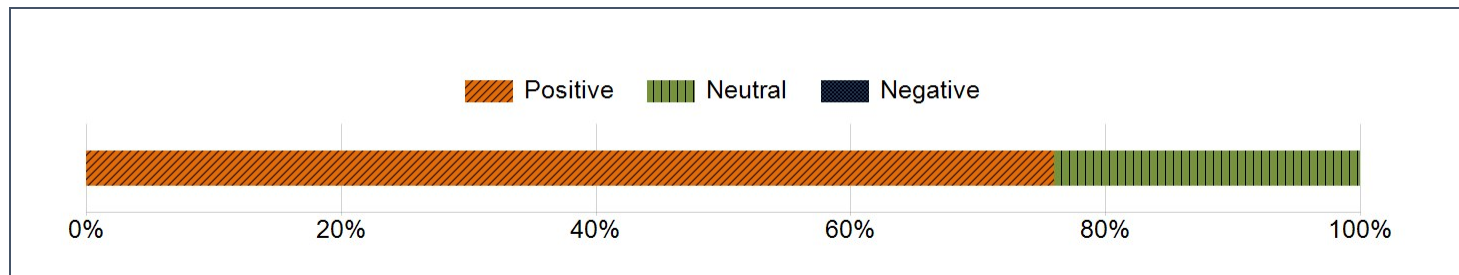
(iii) Scale Distribution of Responses



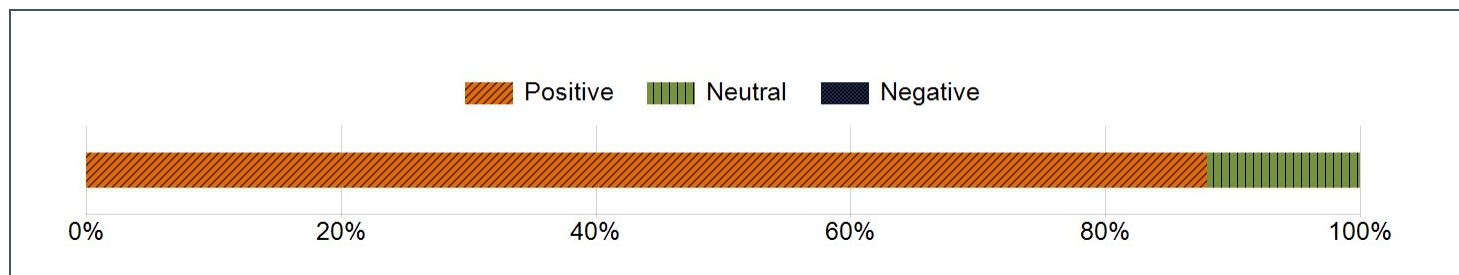
The teacher has helped me connect the module's content to my personal and professional development.



The teacher was able to demonstrate cross-disciplinary relationships and helped us draw interconnections between different areas.



The teacher facilitated and encouraged me to contribute to class discussions.



(iv) Rating Scores vs. Gender

Question	M	F	Overall
The teacher has enhanced my thinking ability.	4.3	4.2	4.2
The teacher provided timely and useful feedback.	4.5	4.4	4.4
The teacher has increased my interest in the subject.	4.1	4.4	4.3

D. STRENGTHS

What are DAHYE KIM's strengths?

Comments
A very nice and helpful hand TA.
so sweet and helpful
kindness. When you ask her a question, she will answer you soon and with a link from youtube to help you understand the theory.
–
Friendly
have good facilitation for class
She can be contacted anytime when students have difficulty. She's very helpful and so patient in assisting us.
The personal attention devoted by the faculty to individual students is remarkable. She is well aware of the challenges of online learning and puts considerable effort into addressing such challenges.
Dahye was very responsive and helpful, contributing to the overall wonderful experience of this module.

E. AREAS FOR IMPROVEMENT

What improvements would you suggest to DAHYE KIM?

Comments
None
-
dont have
Nothing, she has done her job very well.
Not that I can think of at this moment.

F. SELF-REFLECTION

1. When comparing these results to the previous year's results, what areas have shown improvement?
2. What areas remain to be improved and what are the necessary steps / actions to do so?
3. Are there colleagues who could potentially guide me?
4. Are there issues that require departmental or institutional support?